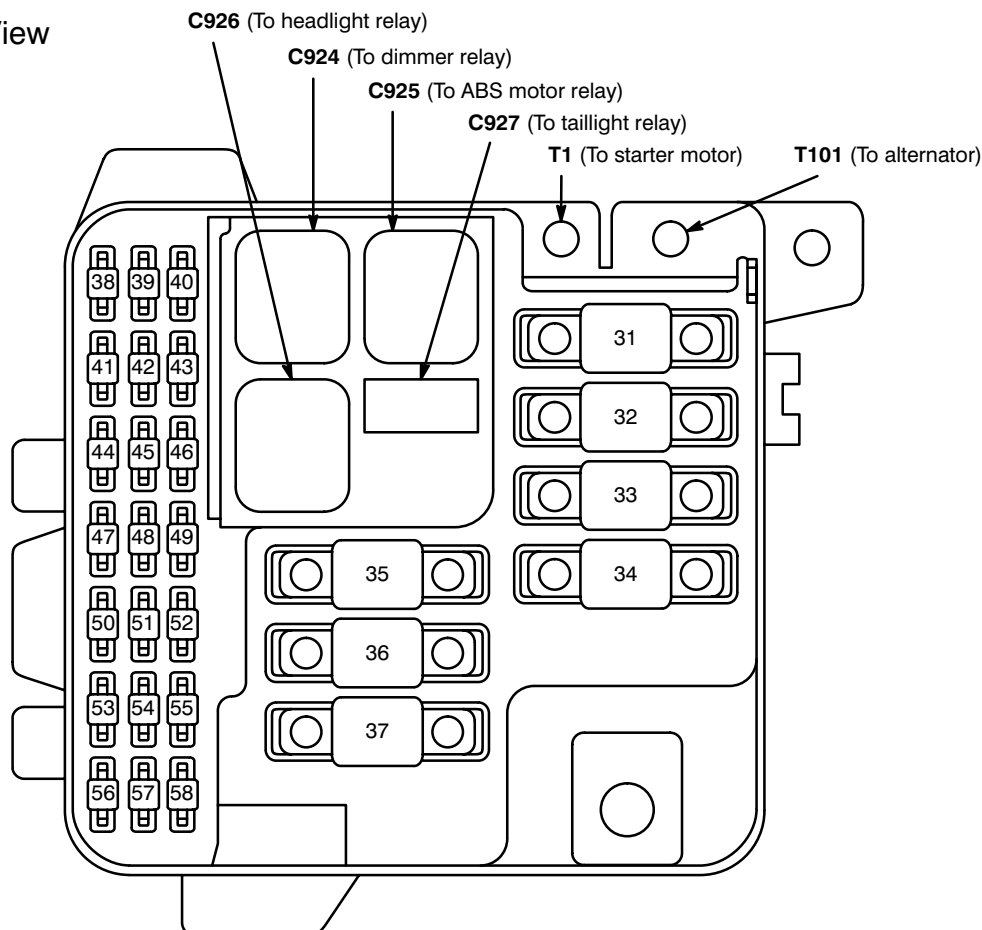


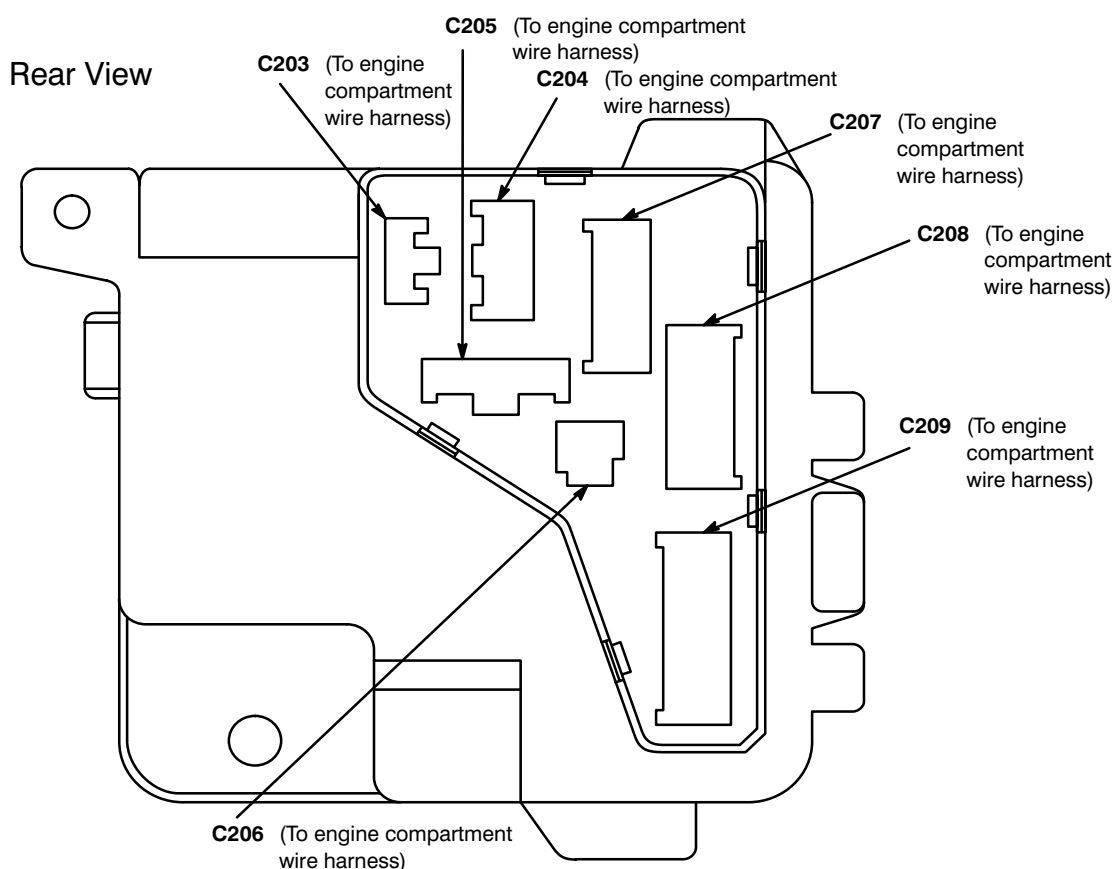
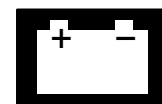
Fuse/Relay Information

– Under-hood Fuse/Relay Box

Front View



Fuse Number	Amps	Page	Component or Circuit Protected
31	120	10-2	Main battery fuse
32	50	10	ABS pump motor, Fuse 38
33	40	10-5	Rear window defogger
34	50	10-1	Under-dash fuse/relay box (BATT)
35	50	10-1	Ignition switch (BATT)
36	40	10-1	Power windows
37	40	10-2	Blower motor
38	7.5	44-2	ABS control unit
39	20	10-2	Horns, Key interlock solenoid, Security indicator, ABS control unit, Cruise control unit, Powertrain or engine control module, Brake lights, Trailer lighting connector
40	15	10-2	Turn signal/hazard relay, Hazard warning lights
41	15	10-3	ABS control unit (B1)
42	15	10-3	ABS control unit (B2), TCS control unit
43	15	10-3	ABS control unit (B3)
44	20	10-3	Power door lock control unit, Trunk release solenoid

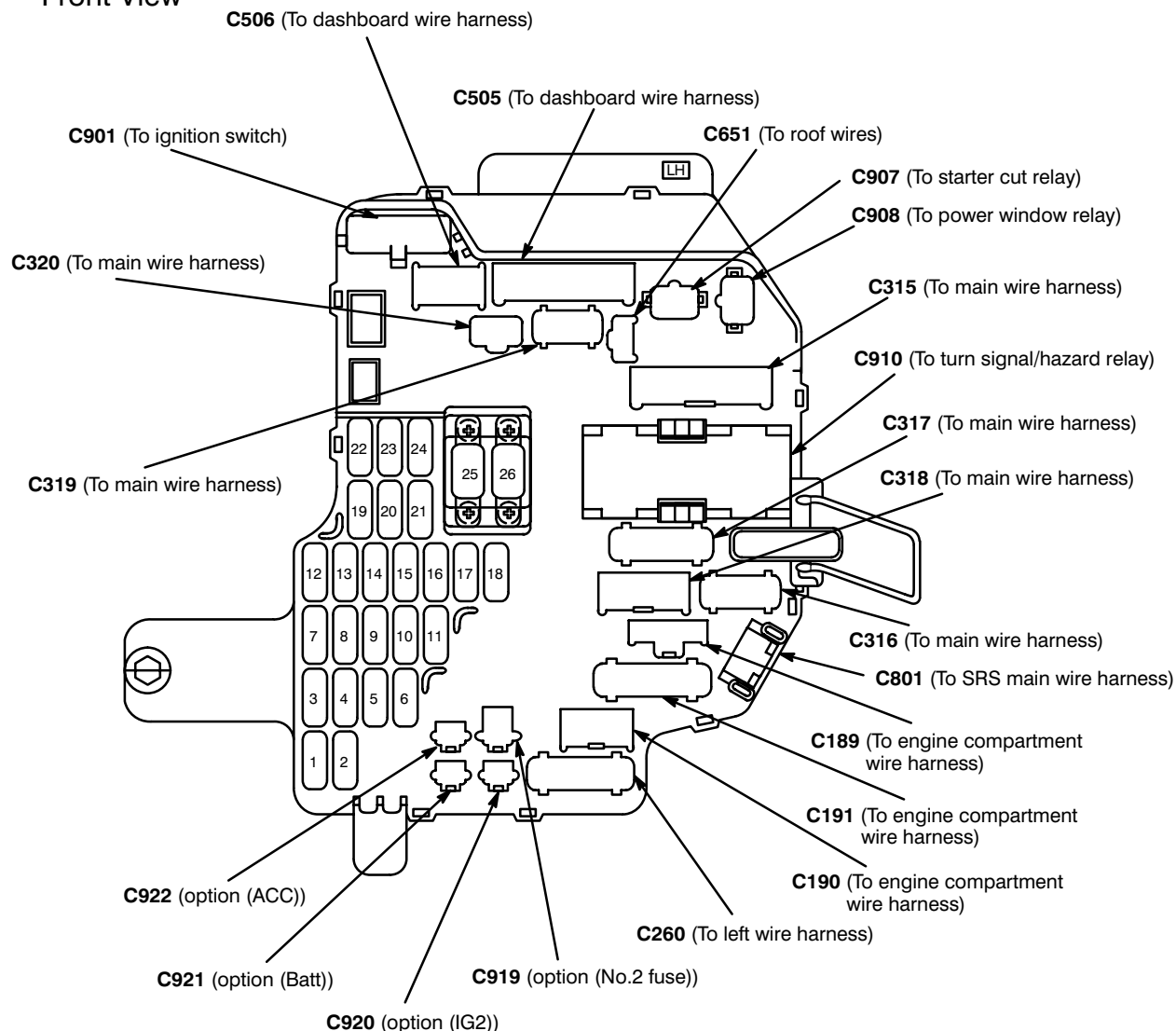


Fuse Number	Amps	Page	Component or Circuit Protected
45	20	100	Right headlight, Daytime running lights control unit (Canada)
46	20	100	Left headlight, High beam indicator light, Daytime running lights control unit (Canada)
47	20	10-3	Radiator fan motor
48	10	100-2	Left rear taillight, Trailer lighting connector
49	15	100-2	Front parking lights, Vanity mirror lights, License plate lights, Right taillights, Integrated control unit, Rear spot lights, Gauge lights, Stereo radio/cassette player, Courtesy light controller (LS and GS), Dash lights brightness control unit, Dash lights
50	20	10-3	Condenser fan motor
51	30	10-4	Moonroof motor
52	30	10-4	Passenger's power seat motors (slide-recline)
53	15	10-4	Traction control system (TCS)
54	20	10-4	Amplifier
55	30	10-4	Power seat control unit
56	7.5	10-4	Climate control unit, Clock, Stereo radio/cassette player, Power antenna motor, Cellular phone, Integrated control unit
57	15	10-5	Courtesy lights, Trunk light, Footwell lights, Ignition key light, Front and rear ceiling lights, Trailer lighting connector, Ceiling light relay, Front spot lights
58	20 30 ('93)	10-5	Steering column control unit Power seat control unit

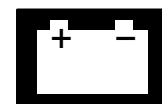
Fuse/Relay Information (cont'd)

– Under-dash Fuse Box

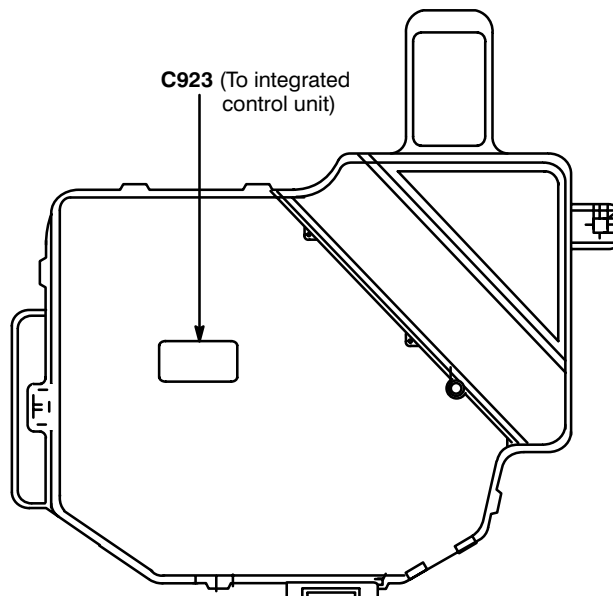
Front View



Fuse Number	Amps	Page	Component or Circuit Protected
1	—	—	(option C921)
2	—	—	(option C919)
3	15	10-10	ABS pump motor relay, ABS control unit, ABS front and rear fail-safe relays, ABS inspection connector, A/C compressor clutch, A/C compressor clutch relay, Fan control unit, Radiator fan relay, Rear window defogger relay, Rear window defogger indicator light, (option C920)
4	10	10-7	Stereo radio/cassette player, Cigarette lighter relay, Cellular phone, (option C922)
5	20	10-12	PGM-FI main relay
6	—	—	Not used
7	10	10-6	SRS unit
8	20	10-13	Seat belt presenter, Power door closer control unit ('94)



Rear View



Fuse Number	Amps	Page	Component or Circuit Protected
9	15	10-13	Cigarette lighter
10	15	10-13	Heated seat (seat backs, cushions, and switches)
11	20	10-13	A/C compressor clutch relay, Power door closer control unit ('93)
12	7.5	10-11	Daytime running lights control unit
13	7.5	10-8	Integrated control unit, Clock, Gauges, Back-up lights, Turn signal/hazard relay, Shift lock solenoid, Seat belt tension control
14	7.5	21	Powertrain or engine control module, PGM-FI main relay, Gauge assembly (bulb check circuit)
15	7.5	10-12	Powertrain or engine control module, Radiator fan control module, Security control unit, Driving position memory system (DPMS), Charging system
16	20	10-12	Daytime running lights control unit
17	20	120-1	Power window control unit
18	20	120-2	Passenger's power window motor
19	7.5	10-11	Climate control unit, Heater control panel, Seat heater relay, Heated mirrors, Recirculation control motor, Blower motor relay, Blower motor high relay, Power mirror actuators, Mode control motor (manual A/C)
20	7.5	10-6	Cruise control unit, Radiator fan control module, Security control unit, Driving position memory system (DPMS)
21	20	120-4	Left rear power window switch
22	20	10-9	PGM-FI, SRS unit, Charging system, Traction control system (TCS), Vehicle speed sensor (VSS)
23	7.5	10-7	Windshield wiper relays, Washer motor, Moonroof relays
24	20	120-3	Right rear power window switch
25	30	10-6	PGM-FI main relay, Ignition coils, Noise condenser
26	30	10-6	Windshield wiper motor

Fuse/Relay Information (cont'd)

– Under-hood Relay Boxes A, B, and C

